



SLEEP SOLUTIONS

CONGRATULATIONS ON YOUR NEW SLEEP SYSTEM!



Customer Name _____

Invoice _____

MY NEW SLEEP SYSTEM CONSISTS OF:

Mattress

☐ Power Lifestyle Base ☐ Flat Foundation

Mattress Protector

Pillow(s)

Sheets

I understand new pillows should be selected as part of a new sleep system and the performance of my new mattress could be compromised if my existing pillows are older, worn, or not giving proper support. I have been explained the importance of new pillows and have decided to use my existing pillows.

Authorized Signature

Will your bed setup require a headboard bracket? ☐ YES

Please contact your local Big Sandy Superstore PRIOR to delivery if any changes are needed. If a redelivery is needed, due to size, it can be costly.

Did you purchase the correct size?

Measure the length, width, and height of your bed at home

☐ Twin* 38"x75" ☐ Queen* 60"x80" ☐ Cal King* 72"x84"
☐ Full* 54"x75" ☐ King* 76"x80" ☐ Twin XL* 38"x80"

*Sizes are approximate. Manufacturers have up to a 2" tolerance on size. Your mattress and foundation may not line up exactly.

MEASURE THE HEIGHT OF YOUR BED

	-		=	
--	---	--	---	--

Total Height of
New Set Up

Total Height of
Current Set Up

Difference in
Height

Prior to delivery, if concerned, please call your sleep specialist

Do you have the proper frame/support for your new sleep system?

Example:



☐ YES
☐ NO

Queen, King and California King sets require proper center support for warranty coverage.

What to expect from your new sleep system:

Give it Some Time:

Research tells us it can take your body up to eight weeks to adjust to the improved support of a new sleep system. Remember, you may have been sleeping on a mattress that was providing you with inadequate support for years. Just like a new pair of shoes, it may take some time for your body to adjust to a new sleep system.

Body Impressions:

The padding layers of a new mattress will immediately begin to contour to the curves of your body, and body impressions may form as a result. The formation of body impression is standard and does not reflect a defective mattress. Body impressions can be reduced, but not eliminated, by following a monthly rotation schedule.

Scuffs or Blemishes:

When you receive your new mattress set, you may notice some minor manufacturing inconsistencies. Small scuffs and blemishes are very common and will not affect the warranty, durability, or comfort of your new mattress.

New Mattress Scent:

New product odors are common and should fade within a few days. Immediately after production, our mattresses are packaged in tightly sealed mattress bags. When you first unwrap your new mattress, you may notice that the foams and other materials emit a slight scent. While some people find this scent to be unpleasant, it is not harmful and should dissipate within a few days. To help expedite the process, you can air out your mattress prior to putting on your sheets.

Haul Off Services:

Big Sandy Superstores offers haul off services on existing non-soiled mattresses for a small service charge. Due to sanitary concerns, Big Sandy Superstore reserves the right to refuse haul off of existing mattress at company discretion.

I have been explained the haul off policy and understand the terms and conditions.

_____ Initials

120 Night Comfort Trial:

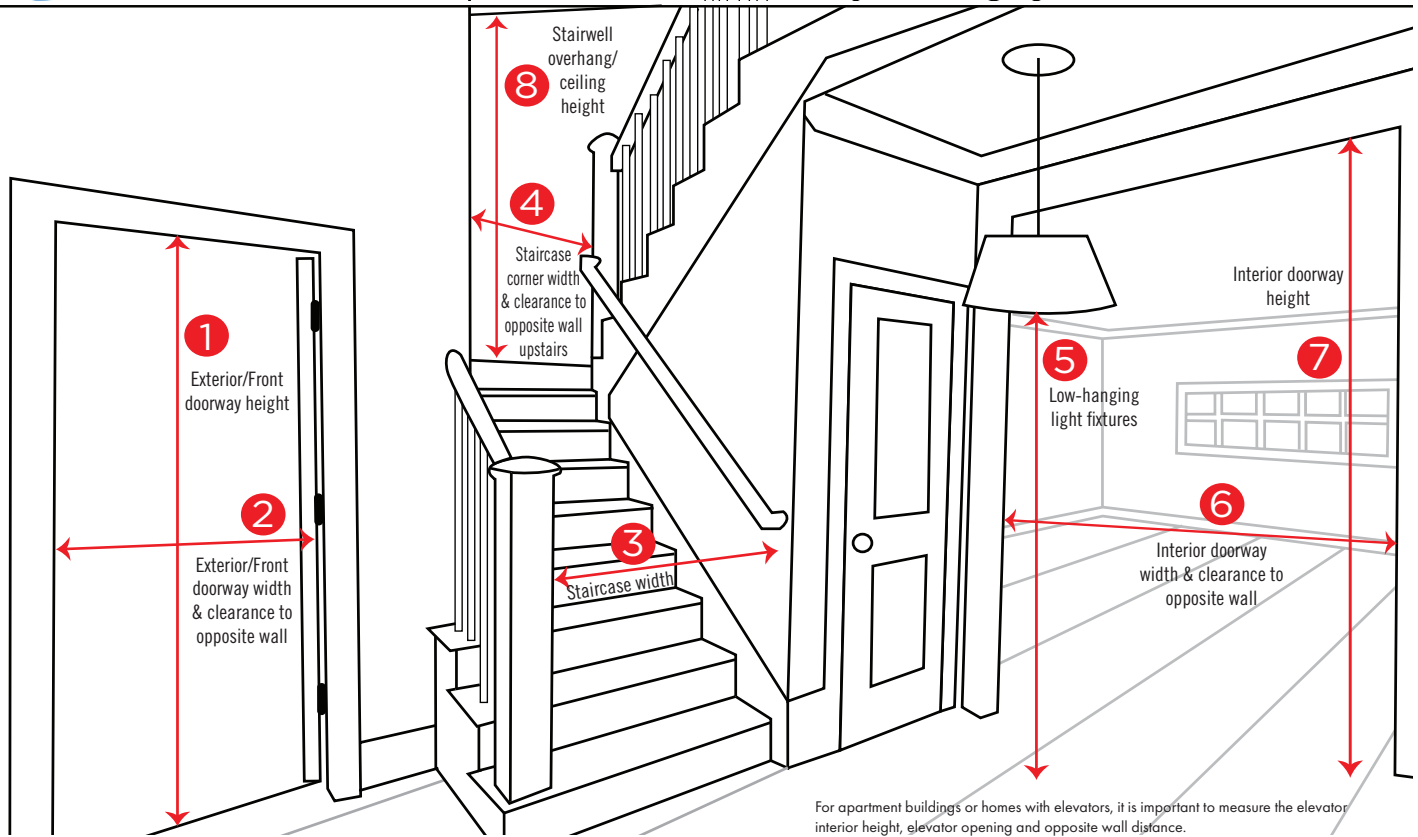
Big Sandy Superstore "Sleep Solution" offers a 120 night comfort guarantee on all ultra premium and specialty bedding with the purchase of an approved mattress protector. If you elect to take advantage of our Sleep Solutions 120 Night Comfort Trial, we request you sleep on your new mattress a minimum of 30 nights to allow your new sleep system to adjust and conform to your body. If, after 30 days, you are still not comfortable on your new sleep system, we will gladly allow you a one-time reselection of a new sleep system of equal or greater value up to 120 nights with a \$99 re-delivery fee. Pillows, sheets, mattress protectors, and power bases are excluded from the 120 night comfort guarantee and, due to their personal nature, are non-returnable. Power bases are serviced by factory-trained technicians. In the rare instance you would have an issue with a power base, please contact the appropriate customer satisfaction team found on your invoice.

I have been explained the 120 Night Comfort Trial and understand the terms and conditions.

_____ Initials

Furniture Measuring and Delivery Guide

We want to ensure your new furniture is delivered successfully. This guide provides important measurement and obstruction information to consider to ensure a successful delivery experience.



Quick Fit Questions:

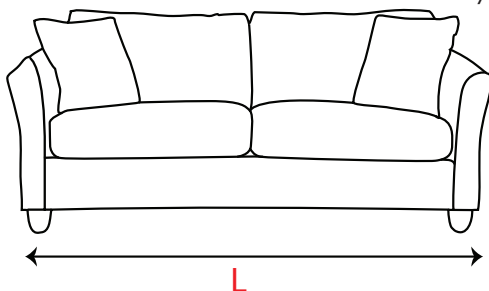
- Can our delivery truck fit down your road?
- Can your driveway hold a 26 ft truck?
- Will the furniture fit through all doorways?
- Will your hallway size allow our team through with product?
- Will the furniture fit up your stairway?
- Pay particularly close attention to basement stairways to ensure height, width, and depth dimensions**
- Is your room ready for the product?

My Furniture Measurements

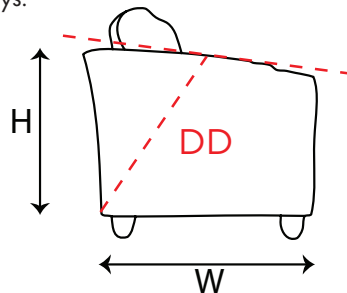
ITEM	LENGTH	WIDTH	HEIGHT	DIAGONAL DEPTH

How we measure your furniture

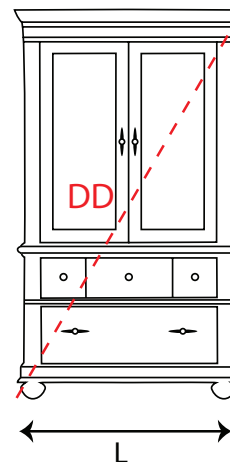
We measure your furniture by length, width and height as shown below to determine how much floor and wall space your new furniture will occupy. Measure the diagonal depth and width of the furniture as seen below to determine if it will fit through your home's entryways.



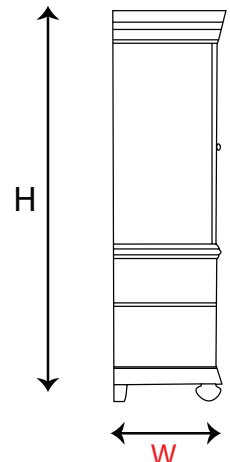
Sofa length **L** must be less than the entryway dimension 1, stairway dimensions 3, 4, & 8 and all interior doorways 6 or 7.



Sofa diagonal depth **DD** must be less than the entryway dimension 2, stairway dimensions 3, 4 & 8 and all interior doorways 6 or 7



Case good diagonal depth **DD** must be less than the entryway dimension 1, stairway dimensions 3, 4 & 8 and all interior doorways 6 or 7.



Case goods width **W** must be less than entryway dimensions 1 or 2, stairway dimensions 3, 4 & 8 and all interior doorways 6 or 7.