


Floating Docks

Features & Specifications



The Engineered Floating Dock is the Way to Go

Whether you have deep water, non-stop settling, or fluctuating water – a floating dock is always self-leveling.



The Best in Float Technology

FLOE's rugged, foam-filled floats are backed by an industry-leading, 15-Year Limited Warranty that exceeds USACOE specifications.



Aluminum Dock Components & Sizes

Configure your dock to meet your exact needs with a wide variety of modular components and sizes.

DOCK SECTIONS

LENGTHS..... 16', 20', 24'
WIDTHS..... 3', 4', 5', 6', 8'

SHORE END RAMPS..... 3'X12', 4'X12', 5'X12', 6'X8'
(Truss style ramps are also available.)

GANGWAYS 4'X16', 4'X32'

WEDGES 36", 48"

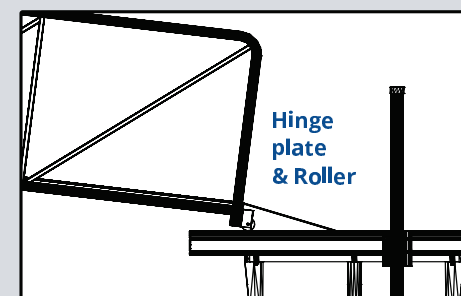


Completely modular system with FLOE's patented frame incorporating a track on all sides enabling a custom floating dock.




Ramp & Gangway

Provide safe transition from shore to dock. Optional top rails and kick boards also available.



Guide Pole

For water depths less than 10 feet, an optional aluminum guide-pole and mounting bracket system is available for securing and stabilizing dock sections. The guide poles feature an auger for secure anchoring into the bottom, and the bracket allows the dock to raise and lower with ease as water levels fluctuate.



Quick Release Hinge



Patented track system

Patented Track System and Quick Release Hinge


Enjoy the freedom to create a custom system with standard components. Add hinges, guide-poles and other accessories anywhere along the dock's outer frame.

Dock Layouts

Modular design lets you create your dream dock.

FLOE's modular engineering lets you configure sections and components where and when you want them, without any welding and drilling. The result is a custom dock without the custom cost.


Decking Choices



Aluminum




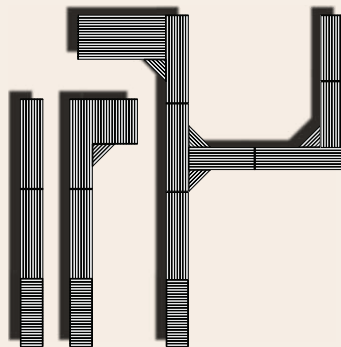
Cedar



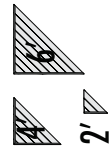
Aluma-Grain™

LAYOUT SAMPLES

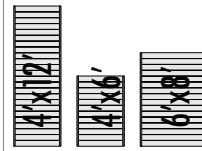
Shown here are just a fraction of the systems that you can create with FLOE's modular components. See your FLOE dealer or use our Design-a-Dock™ program to create the perfect dock system.



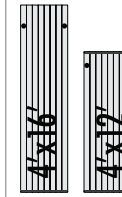
ROLL-IN DOCKS



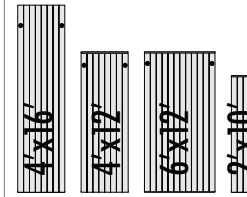
WEDGES
Make that perfect corner while adding safety and beauty to your system.



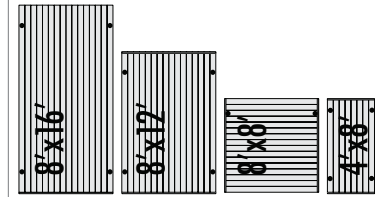
SHORE-END RAMPS
Adjustable, pivoting shore-end ramps give you the ultimate approach.



DOCK SHOREWAY
Provides the flexibility of a shore end ramp with the look of a dock section.




DOCK SECTIONS/SUNDECKS
These sections can be used for going straight out as well as making "L" shapes, slips or sundecks.




SUNDECKS
Create extra space at the end of your dock.


FLOATING DOCKS



RAMPS
12' shore-end ramps are available in 3', 4', 5' & 6' widths. 9' ramps are 8' wide. Truss style ramps are also available for floating docks.




WEDGES & SUNDECKS
Other standard floating dock components include 36" & 48" wedges and 8'x8' decks.



DOCK SECTIONS
FLOE floating dock sections are available in the following lengths: 16', 20' & 24'. Each of these lengths is available in the following widths: 3', 4', 5', 6' & 8'.

SECTIONAL DOCKS



See your dealer or use our interactive Design-A-Dock™ program at flointl.com to create the perfect dock system.



Dock Accessories



Lake Accessory Rack - 2 Tier

- 35 lb. weight capacity per arm.
- Adjustable.
- Add-on arms available.



Lake Accessory Rack - Single

- 35 lb. weight max. per arm.



Aluminum Bench with Arm Rests & Cupholders

Available in grey or Aluma-Grain™.



Flag Pole

Telescoping flag pole augers to lake bottom.



Canoe/Kayak Rack

Roll-in docks only.
Maximum weight 250 lbs.



Furniture

Three-piece set includes two chairs and a table.
Umbrella sold separately.




Dock Steps

4-step, 6-step or 8-step for varying water depths.
Not Available on Floating Docks.



Swim Ladder

58" and 70"



Bumper Edging

Two sets of 10' edging with rivets.



Vertical Bumper

30" and 40" heights.
Grey or Aluma-Grain™.



Corner Bumpers

Horizontal & vertical styles.

